



District Report Card: 2017


State: Tamil Nadu	District: Viluppuram
Class: 8	Subject: Mathematics
Schools: 51	Students: 1335


Participation/Coverage


Students

<div>GENDER</div> <div></div>	Boys		Girls	
	Number	%	Number	%
	662	49.59	673	50.41

<div>AREA</div> <div></div>	Rural		Urban	
	Number	%	Number	%
	1045	78.28	290	21.72

<div>CATEGORY</div> <div></div>	SC		ST		OBC		GEN	
	Number	%	Number	%	Number	%	Number	%
	578	43.30	49	3.67	627	46.97	81	6.07

<div>CWSN</div> <div></div>	LD	VI	HI	S&LD	ID	Oth
	1	6	2	0	1	3

<div>Management</div> <div></div>	Government		Government-aided	
	Number	%	Number	%
	1096	82.10	239	17.90

Average Performance of Students in Mathematics (%)

Overall	Gender		Area		Management		Social Group			
	Male	Female	Rural	Urban	Govt.	Aided	SC	ST	OBC	GEN
40.34	36.90	43.73	41.15	37.43	41.58	34.70	40.59	29.12	40.96	40.66

Performance on Learning Outcomes (LOs)

Learning Outcomes	Description	Average Performance(%)
M601	Solves problems involving large numbers by applying appropriate operations	36.67
M606	Solves problems on daily life situations involving addition and subtraction of fractions / decimals	36.21
M620	Finds out the perimeter and area of rectangular objects in the surroundings like floor of the class room, surfaces of a chalk box etc.	37.69
M621	Arranges given/collected information in the form of table, pictograph and bar graph and interprets them	30.15
M702	Interprets the division and multiplication of fractions	44.64
M705	Solves problems related to daily life situations involving rational numbers	42.25
M706	Uses exponential form of numbers to simplify problems involving multiplication and division of large numbers	33.48
M707	Adds/subtracts algebraic expressions	43.07
M710	Solves problems related to conversion of percentage to fraction and decimal and vice versa	26.22
M717	Finds out approximate area of closed shapes by using unit square grid/graph sheet	41.06
M719	Finds various representative values for simple data from her/his daily life contexts like mean, median and mode	51.58
M721	Interprets data using bar graph	46.22
M801	Generalizes properties of addition, subtraction, multiplication and division of rational numbers through patterns	35.26
M802	Finds rational numbers between two given rational numbers	38.22
M803	Proves divisibility rules of 2, 3, 4, 5, 6, 9 and 11	47.73
M804	Finds squares, cubes, square roots and cube roots of numbers using different methods	40.89
M808	Uses various algebraic identities in solving problems of daily life	45.78
M812	Verifies properties of parallelogram and establishes the relationship between them through reasoning	32.18
M818	Finds surface area and volume of cuboidal and cylindrical object	29.93
M819	Draws and interprets bar charts and pie charts	49.21

Range of Performance of Students who Answered Correctly							
Below 30%		30% - 50%		50% - 75%		Above 75%	
Number	%	Number	%	Number	%	Number	%
531	39.78	421	31.54	251	18.80	132	9.89

Lowest Performing Learning Outcomes (LOs)

- 1 - Solves problems related to conversion of percentage to fraction and decimal and vice versa (26.22)
- 2 - Finds surface area and volume of cuboidal and cylindrical object (29.93)
- 3 - Arranges given/collected information in the form of table, pictograph and bar graph and interprets them (30.15)

- 4 - Verifies properties of parallelogram and establishes the relationship between them through reasoning (32.18)
- 5 - Uses exponential form of numbers to simplify problems involving multiplication and division of large numbers (33.48)